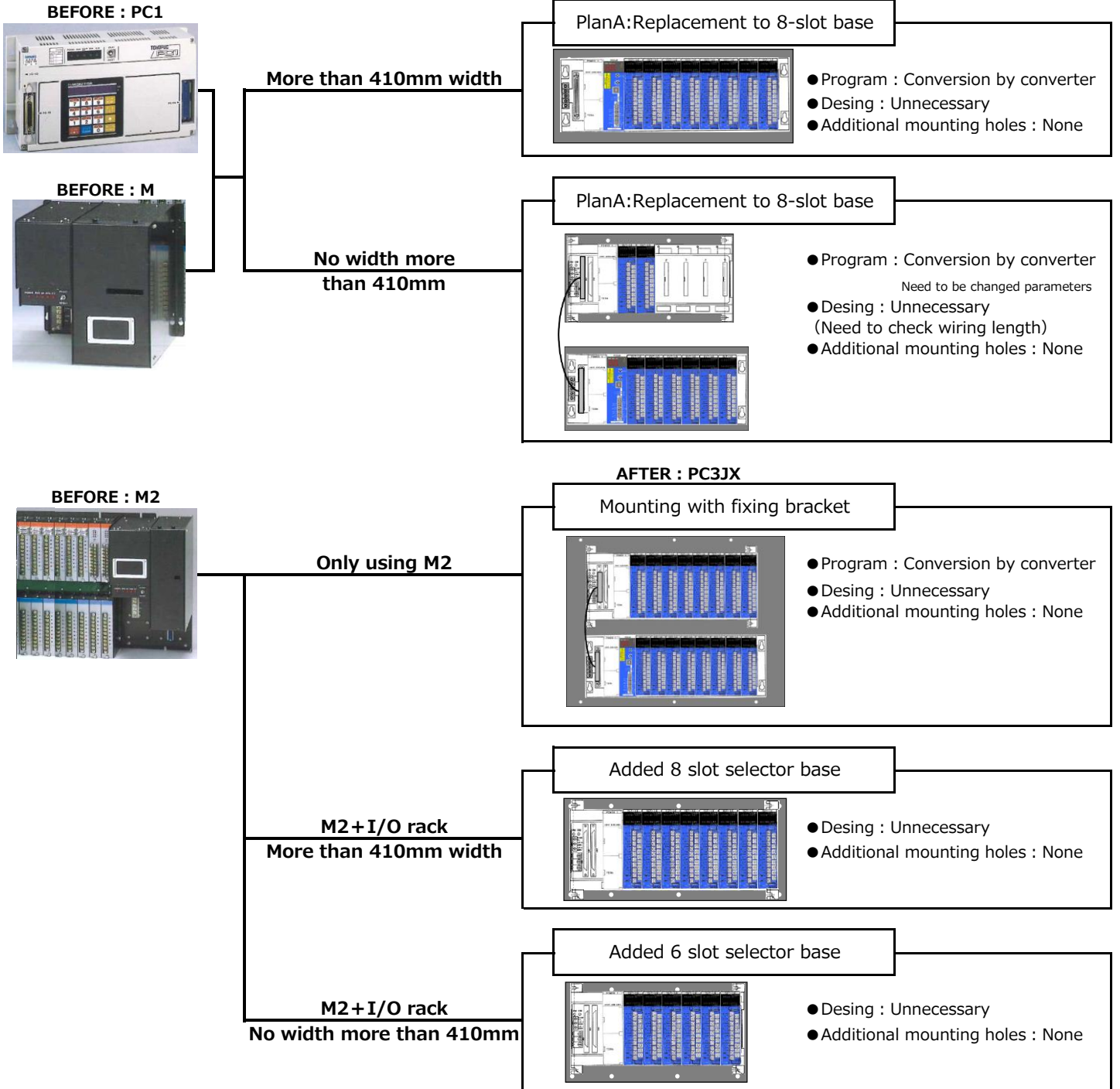
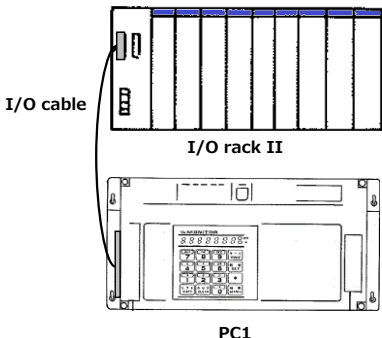

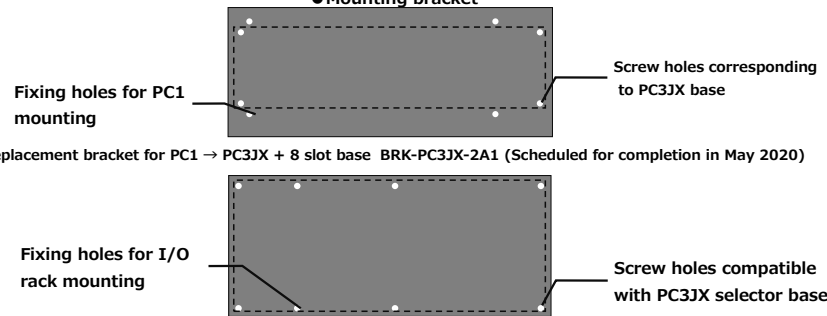


Replacement of PC1, M, M2 system table

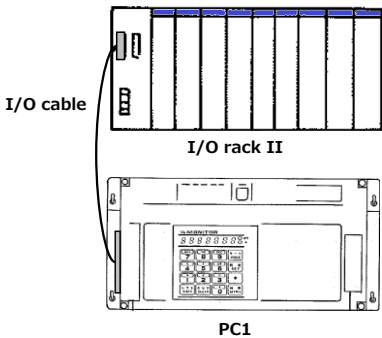
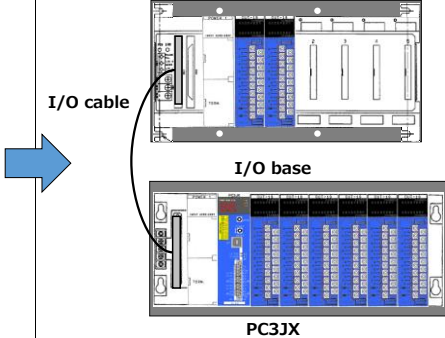
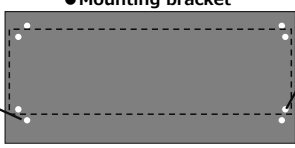



Recipe of replacement PC1 Plan A: Replacement to 8 slot based

	BEFORE TOYOPUC-PC1	AFTER TOYOPUC-PC3JX																																																																																																																					
Composition	 <p>I/O cable</p> <p>I/O rack II</p> <p>PC1</p>	 <p>PC3JX</p>																																																																																																																					
Replacement parts	<p align="center">● I/O card compatibility table</p> <table border="1"> <thead> <tr> <th>BEFORE</th> <th colspan="2">AFTER</th> <th>Remarks column</th> </tr> </thead> <tbody> <tr><td>I(11)</td><td>IN-11</td><td>THK-2749</td><td>AC input 16 point</td><td></td></tr> <tr><td>I(12)</td><td>IN-12</td><td>THK-2750</td><td>DC input 16 point</td><td></td></tr> <tr><td>O(11)</td><td>OUT-11</td><td>THK-2795</td><td>AC output 16 point</td><td></td></tr> <tr><td>O(12)</td><td>OUT-12</td><td>THK-2752</td><td>Relay output 16 point</td><td></td></tr> <tr><td>O(12S)</td><td>OUT-12</td><td>THK-2752</td><td>Relay output 16 point</td><td>Attach a spark killer externally (0.33μF + 120Ω)</td></tr> <tr><td>O(15)</td><td>OUT-15</td><td>THK-2790</td><td>MOS FET output COM(-) 16 point</td><td></td></tr> <tr><td>O(16)</td><td>OUT-16</td><td>THK-2791</td><td>MOS FET output COM(+) 16 point</td><td></td></tr> <tr><td>O(18)</td><td>OUT-18</td><td>THK-2753</td><td>TR output COM(-) 16 point</td><td></td></tr> <tr><td>O(19)</td><td>OUT-19</td><td>THK-2754</td><td>TR output COM(+) 16 point</td><td></td></tr> <tr><td rowspan="2">INOUT(1)</td><td>OUT-11</td><td>THK-2749</td><td>AC output 16点</td><td rowspan="2">Use 8 points of OUT-11 and 8 points of IN-11</td></tr> <tr><td>IN-11</td><td>THK-2795</td><td>AC input 16点</td></tr> <tr><td rowspan="2">INOUT(2)</td><td>OUT-18</td><td>THK-2753</td><td>TR output COM(-) 16 point</td><td rowspan="2">Use 8 points of OUT-18 and 8 points of IN-12</td></tr> <tr><td>IN-12</td><td>THK-2750</td><td>DC input 16 point</td></tr> <tr><td rowspan="2">INOUT(3)</td><td>OUT-15</td><td>THK-2790</td><td>MOS FET output COM(-) 16 point</td><td rowspan="2">Use 8 points of OUT-15 and 8 points of IN-12</td></tr> <tr><td>IN-12</td><td>THK-2750</td><td>DC input 16 point</td></tr> </tbody> </table> <p align="center">● Communication card compatibility table</p> <table border="1"> <thead> <tr> <th>BEFORE</th> <th>AFTER (Replacement)</th> <th>Compatibility</th> <th>Remarks column</th> </tr> </thead> <tbody> <tr> <td>PC1- remot I/O master module</td> <td>J-DLNK-M2</td> <td>THU-6099</td> <td>x Need to be chang cables and parameter</td> </tr> <tr> <td>PC1-PC link module</td> <td rowspan="2">ML10</td> <td rowspan="2">TCU-6903</td> <td rowspan="2">○ Can be reuse cable</td> </tr> <tr> <td>PC1- computer link module</td> </tr> <tr> <td>External computer link</td> <td></td> <td></td> <td></td> </tr> </tbody> </table> <p align="center">● Base and power supply compatibility table</p> <table border="1"> <thead> <tr> <th colspan="2">BEFORE</th> <th colspan="2">AFTER</th> <th rowspan="2">Remarks column</th> </tr> </thead> <tbody> <tr> <td rowspan="3">PC1 CPU</td> <td rowspan="3">CPU (Built-in power supply unit)</td> <td>PC3JX-CPU</td> <td>TCC-6901</td> <td rowspan="3">Power module + PC3JX + Base</td> </tr> <tr> <td>POWER1</td> <td>THV-2747</td> </tr> <tr> <td>8 slot base</td> <td>THR-2766</td> </tr> <tr> <td>I/O rack II</td> <td rowspan="2">Selector caed + I/O rack</td> <td>POWER1</td> <td>THV-2747</td> <td rowspan="2">POWER1 + Selector base</td> </tr> <tr> <td>Selector card</td> <td>8 slot selector base</td> <td>THR-5643</td> </tr> <tr> <td>I/O expander II</td> <td>Power supply to I/O rack (When there are 5 to 8 I / O racks)</td> <td align="center">-</td> <td></td> <td>Not required because power is supplied by the power supply in the control panel</td> </tr> </tbody> </table>		BEFORE	AFTER		Remarks column	I(11)	IN-11	THK-2749	AC input 16 point		I(12)	IN-12	THK-2750	DC input 16 point		O(11)	OUT-11	THK-2795	AC output 16 point		O(12)	OUT-12	THK-2752	Relay output 16 point		O(12S)	OUT-12	THK-2752	Relay output 16 point	Attach a spark killer externally (0.33μF + 120Ω)	O(15)	OUT-15	THK-2790	MOS FET output COM(-) 16 point		O(16)	OUT-16	THK-2791	MOS FET output COM(+) 16 point		O(18)	OUT-18	THK-2753	TR output COM(-) 16 point		O(19)	OUT-19	THK-2754	TR output COM(+) 16 point		INOUT(1)	OUT-11	THK-2749	AC output 16点	Use 8 points of OUT-11 and 8 points of IN-11	IN-11	THK-2795	AC input 16点	INOUT(2)	OUT-18	THK-2753	TR output COM(-) 16 point	Use 8 points of OUT-18 and 8 points of IN-12	IN-12	THK-2750	DC input 16 point	INOUT(3)	OUT-15	THK-2790	MOS FET output COM(-) 16 point	Use 8 points of OUT-15 and 8 points of IN-12	IN-12	THK-2750	DC input 16 point	BEFORE	AFTER (Replacement)	Compatibility	Remarks column	PC1- remot I/O master module	J-DLNK-M2	THU-6099	x Need to be chang cables and parameter	PC1-PC link module	ML10	TCU-6903	○ Can be reuse cable	PC1- computer link module	External computer link				BEFORE		AFTER		Remarks column	PC1 CPU	CPU (Built-in power supply unit)	PC3JX-CPU	TCC-6901	Power module + PC3JX + Base	POWER1	THV-2747	8 slot base	THR-2766	I/O rack II	Selector caed + I/O rack	POWER1	THV-2747	POWER1 + Selector base	Selector card	8 slot selector base	THR-5643	I/O expander II	Power supply to I/O rack (When there are 5 to 8 I / O racks)	-		Not required because power is supplied by the power supply in the control panel
BEFORE	AFTER		Remarks column																																																																																																																				
I(11)	IN-11	THK-2749	AC input 16 point																																																																																																																				
I(12)	IN-12	THK-2750	DC input 16 point																																																																																																																				
O(11)	OUT-11	THK-2795	AC output 16 point																																																																																																																				
O(12)	OUT-12	THK-2752	Relay output 16 point																																																																																																																				
O(12S)	OUT-12	THK-2752	Relay output 16 point	Attach a spark killer externally (0.33μF + 120Ω)																																																																																																																			
O(15)	OUT-15	THK-2790	MOS FET output COM(-) 16 point																																																																																																																				
O(16)	OUT-16	THK-2791	MOS FET output COM(+) 16 point																																																																																																																				
O(18)	OUT-18	THK-2753	TR output COM(-) 16 point																																																																																																																				
O(19)	OUT-19	THK-2754	TR output COM(+) 16 point																																																																																																																				
INOUT(1)	OUT-11	THK-2749	AC output 16点	Use 8 points of OUT-11 and 8 points of IN-11																																																																																																																			
	IN-11	THK-2795	AC input 16点																																																																																																																				
INOUT(2)	OUT-18	THK-2753	TR output COM(-) 16 point	Use 8 points of OUT-18 and 8 points of IN-12																																																																																																																			
	IN-12	THK-2750	DC input 16 point																																																																																																																				
INOUT(3)	OUT-15	THK-2790	MOS FET output COM(-) 16 point	Use 8 points of OUT-15 and 8 points of IN-12																																																																																																																			
	IN-12	THK-2750	DC input 16 point																																																																																																																				
BEFORE	AFTER (Replacement)	Compatibility	Remarks column																																																																																																																				
PC1- remot I/O master module	J-DLNK-M2	THU-6099	x Need to be chang cables and parameter																																																																																																																				
PC1-PC link module	ML10	TCU-6903	○ Can be reuse cable																																																																																																																				
PC1- computer link module																																																																																																																							
External computer link																																																																																																																							
BEFORE		AFTER		Remarks column																																																																																																																			
PC1 CPU	CPU (Built-in power supply unit)	PC3JX-CPU	TCC-6901		Power module + PC3JX + Base																																																																																																																		
		POWER1	THV-2747																																																																																																																				
		8 slot base	THR-2766																																																																																																																				
I/O rack II	Selector caed + I/O rack	POWER1	THV-2747	POWER1 + Selector base																																																																																																																			
Selector card		8 slot selector base	THR-5643																																																																																																																				
I/O expander II	Power supply to I/O rack (When there are 5 to 8 I / O racks)	-		Not required because power is supplied by the power supply in the control panel																																																																																																																			
Option part	<p align="center">● Mounting bracket</p>  <p>Fixing holes for PC1 mounting</p> <p>Fixing holes for I/O rack mounting</p> <p>Screw holes corresponding to PC3JX base</p> <p>Screw holes compatible with PC3JX selector base</p> <p>Replacement bracket for PC1 → PC3JX + 8 slot base BRK-PC3JX-2A1 (Scheduled for completion in May 2020)</p> <p>Replacement bracket for I/O rack II → 8 slot selector base BRK-PC3JX-2A3 (Scheduled for completion in May 2020)</p>																																																																																																																						
Ladder Program	<p align="center">Conversion by converter Use tools...PCwin Sequence converter dedicated version PC1 convertor * It is currently in preparation.</p>																																																																																																																						
Peripheral Equipment	<p align="center">● Software</p> <table border="1"> <thead> <tr> <th>Name</th> <th>Remarks column</th> </tr> </thead> <tbody> <tr> <td>PCwin (V1.78R01~)</td> <td>TJA-2031 For operation PC1,PC3JX</td> </tr> </tbody> </table> <p align="center">● Connection cable</p> <table border="1"> <thead> <tr> <th>Name</th> <th>Remarks column</th> </tr> </thead> <tbody> <tr> <td>I/O Connection wiring</td> <td>Can reuse Fixed terminal common</td> </tr> <tr> <td>USB I/F cable</td> <td>Add new For connection between PC and PC3JX</td> </tr> <tr> <td>I/O cable</td> <td>Add new For connecting bases</td> </tr> </tbody> </table>		Name	Remarks column	PCwin (V1.78R01~)	TJA-2031 For operation PC1,PC3JX	Name	Remarks column	I/O Connection wiring	Can reuse Fixed terminal common	USB I/F cable	Add new For connection between PC and PC3JX	I/O cable	Add new For connecting bases																																																																																																									
Name	Remarks column																																																																																																																						
PCwin (V1.78R01~)	TJA-2031 For operation PC1,PC3JX																																																																																																																						
Name	Remarks column																																																																																																																						
I/O Connection wiring	Can reuse Fixed terminal common																																																																																																																						
USB I/F cable	Add new For connection between PC and PC3JX																																																																																																																						
I/O cable	Add new For connecting bases																																																																																																																						

* Please refer to the TOYOPUC PC3JX Instruction Manual (T-316E) for final equipment selection.
 * Please register your name, company name and e-mail address when using the instruction manual.
 After that, we will send the password for downloading the instruction manual to the registered e-mail address.
 T-316E <https://toyoda.itek.co.jp/e/authdata.php?path=Tp/Torisetu/t-316e.pdf>

Recipe of replacement PC1 Plan B: Replacement to 6 slot based

	BEFORE TOYOPUC-PC1	AFTER TOYOPUC-PC3JX																																																																																																										
Composition																																																																																																												
Replacement parts	<p>● I/O card compatibility table</p> <table border="1" style="width:100%; border-collapse: collapse;"> <thead> <tr> <th>BEFORE</th> <th colspan="2">AFTER</th> <th>Remarks column</th> </tr> </thead> <tbody> <tr><td>I(11)</td><td>IN-11</td><td>THK-2749</td><td>AC input 16 point</td></tr> <tr><td>I(12)</td><td>IN-12</td><td>THK-2750</td><td>DC input 16 point</td></tr> <tr><td>O(11)</td><td>OUT-11</td><td>THK-2795</td><td>AC output 16 point</td></tr> <tr><td>O(12)</td><td>OUT-12</td><td>THK-2752</td><td>Relay output 16 point</td></tr> <tr><td>O(12S)</td><td>OUT-12</td><td>THK-2752</td><td>Relay output 16 point</td></tr> <tr><td>O(15)</td><td>OUT-15</td><td>THK-2790</td><td>MOS FET output COM(-) 16 point</td></tr> <tr><td>O(16)</td><td>OUT-16</td><td>THK-2791</td><td>MOS FET output COM(+) 16 point</td></tr> <tr><td>O(18)</td><td>OUT-18</td><td>THK-2753</td><td>TR output COM(-) 16 point</td></tr> <tr><td>O(19)</td><td>OUT-19</td><td>THK-2754</td><td>TR output COM(+) 16 point</td></tr> <tr><td rowspan="2">INOUT(1)</td><td>OUT-11</td><td>THK-2749</td><td>AC output 16点</td></tr> <tr><td>IN-11</td><td>THK-2795</td><td>AC input 16点</td></tr> <tr><td rowspan="2">INOUT(2)</td><td>OUT-18</td><td>THK-2753</td><td>TR output COM(-) 16 point</td></tr> <tr><td>IN-12</td><td>THK-2750</td><td>DC input 16 point</td></tr> <tr><td rowspan="2">INOUT(3)</td><td>OUT-15</td><td>THK-2790</td><td>MOS FET output COM(-) 16 point</td></tr> <tr><td>IN-12</td><td>THK-2750</td><td>DC input 16 point</td></tr> </tbody> </table> <p>● Communication card compatibility table</p> <table border="1" style="width:100%; border-collapse: collapse;"> <thead> <tr> <th>BEFORE</th> <th>AFTER (Replacement)</th> <th>Compatibility</th> <th>Remarks column</th> </tr> </thead> <tbody> <tr> <td>PC1- remot I/O master module</td> <td>J-DLNK-M2</td> <td>THU-6099</td> <td>×</td> <td>Need to be chang cables and parameter.</td> </tr> <tr> <td>PC1- PC link module</td> <td rowspan="3">ML10</td> <td rowspan="3">TCU-6903</td> <td rowspan="3">○</td> <td rowspan="3">Can be reuse cable</td> </tr> <tr> <td>PC1- computer link module</td> </tr> <tr> <td>External computer link</td> </tr> </tbody> </table> <p>● Base and power supply compatibility table</p> <table border="1" style="width:100%; border-collapse: collapse;"> <thead> <tr> <th colspan="2">BEFORE</th> <th colspan="3">AFTER</th> </tr> </thead> <tbody> <tr> <td rowspan="2">PC1 CPU</td> <td rowspan="2">CPU (Built-in power supply unit)</td> <td>PC3JX-CPU</td> <td>TCC-6901</td> <td rowspan="3">Power module + PC3JX + Base</td> </tr> <tr> <td>POWER1</td> <td>THV-2747</td> </tr> <tr> <td></td> <td></td> <td>6 slot base</td> <td>THR-2813</td> </tr> <tr> <td>I/O rack II</td> <td rowspan="2">Selector caed + I/O rack</td> <td>POWER1</td> <td>THV-2747</td> <td rowspan="2">POWER1 + Selector base</td> </tr> <tr> <td>Selector card</td> <td>6 slot selector base</td> <td>THR-5644</td> </tr> <tr> <td>I/O expander II</td> <td>Power supply to I/O rack (When there are 5 to 8 I/O racks)</td> <td colspan="2" style="text-align: center;">-</td> <td>Not required because power is supplied by the power supply in the control panel</td> </tr> </tbody> </table>		BEFORE	AFTER		Remarks column	I(11)	IN-11	THK-2749	AC input 16 point	I(12)	IN-12	THK-2750	DC input 16 point	O(11)	OUT-11	THK-2795	AC output 16 point	O(12)	OUT-12	THK-2752	Relay output 16 point	O(12S)	OUT-12	THK-2752	Relay output 16 point	O(15)	OUT-15	THK-2790	MOS FET output COM(-) 16 point	O(16)	OUT-16	THK-2791	MOS FET output COM(+) 16 point	O(18)	OUT-18	THK-2753	TR output COM(-) 16 point	O(19)	OUT-19	THK-2754	TR output COM(+) 16 point	INOUT(1)	OUT-11	THK-2749	AC output 16点	IN-11	THK-2795	AC input 16点	INOUT(2)	OUT-18	THK-2753	TR output COM(-) 16 point	IN-12	THK-2750	DC input 16 point	INOUT(3)	OUT-15	THK-2790	MOS FET output COM(-) 16 point	IN-12	THK-2750	DC input 16 point	BEFORE	AFTER (Replacement)	Compatibility	Remarks column	PC1- remot I/O master module	J-DLNK-M2	THU-6099	×	Need to be chang cables and parameter.	PC1- PC link module	ML10	TCU-6903	○	Can be reuse cable	PC1- computer link module	External computer link	BEFORE		AFTER			PC1 CPU	CPU (Built-in power supply unit)	PC3JX-CPU	TCC-6901	Power module + PC3JX + Base	POWER1	THV-2747			6 slot base	THR-2813	I/O rack II	Selector caed + I/O rack	POWER1	THV-2747	POWER1 + Selector base	Selector card	6 slot selector base	THR-5644	I/O expander II	Power supply to I/O rack (When there are 5 to 8 I/O racks)	-		Not required because power is supplied by the power supply in the control panel
BEFORE	AFTER		Remarks column																																																																																																									
I(11)	IN-11	THK-2749	AC input 16 point																																																																																																									
I(12)	IN-12	THK-2750	DC input 16 point																																																																																																									
O(11)	OUT-11	THK-2795	AC output 16 point																																																																																																									
O(12)	OUT-12	THK-2752	Relay output 16 point																																																																																																									
O(12S)	OUT-12	THK-2752	Relay output 16 point																																																																																																									
O(15)	OUT-15	THK-2790	MOS FET output COM(-) 16 point																																																																																																									
O(16)	OUT-16	THK-2791	MOS FET output COM(+) 16 point																																																																																																									
O(18)	OUT-18	THK-2753	TR output COM(-) 16 point																																																																																																									
O(19)	OUT-19	THK-2754	TR output COM(+) 16 point																																																																																																									
INOUT(1)	OUT-11	THK-2749	AC output 16点																																																																																																									
	IN-11	THK-2795	AC input 16点																																																																																																									
INOUT(2)	OUT-18	THK-2753	TR output COM(-) 16 point																																																																																																									
	IN-12	THK-2750	DC input 16 point																																																																																																									
INOUT(3)	OUT-15	THK-2790	MOS FET output COM(-) 16 point																																																																																																									
	IN-12	THK-2750	DC input 16 point																																																																																																									
BEFORE	AFTER (Replacement)	Compatibility	Remarks column																																																																																																									
PC1- remot I/O master module	J-DLNK-M2	THU-6099	×	Need to be chang cables and parameter.																																																																																																								
PC1- PC link module	ML10	TCU-6903	○	Can be reuse cable																																																																																																								
PC1- computer link module																																																																																																												
External computer link																																																																																																												
BEFORE		AFTER																																																																																																										
PC1 CPU	CPU (Built-in power supply unit)	PC3JX-CPU	TCC-6901	Power module + PC3JX + Base																																																																																																								
		POWER1	THV-2747																																																																																																									
		6 slot base	THR-2813																																																																																																									
I/O rack II	Selector caed + I/O rack	POWER1	THV-2747	POWER1 + Selector base																																																																																																								
Selector card		6 slot selector base	THR-5644																																																																																																									
I/O expander II	Power supply to I/O rack (When there are 5 to 8 I/O racks)	-		Not required because power is supplied by the power supply in the control panel																																																																																																								
Option part	<p>● Mounting bracket</p>  <p>Fixing holes for PC1 mounting</p> <p>Screw holes compatible with PC3JX base</p> <p>Replacement bracket for PC1 → PC3JX + 6 slot base BRK-PC3JX-2A2 (Scheduled for completion in May 2020)</p>  <p>Fixing holes for I/O rack mounting</p> <p>Screw holes compatible with PC3JX selector base</p> <p>Replacement bracket for I/O rack II → 6 slot selector base BRK-PC3JX-2A4 (Scheduled for completion in May 2020)</p>																																																																																																											
Ladder Program	<p>Conversion by converter</p> <p>Use tools···PCwin Sequence converter dedicated version PC1 convertor</p> <p>* It is currently in preparation.</p> <p>* Parameter must be changed for change the number of slots on the base.</p>																																																																																																											
Peripheral Equipment	<p>● Software</p> <table border="1" style="width:100%; border-collapse: collapse;"> <thead> <tr> <th>Name</th> <th>Remarks column</th> </tr> </thead> <tbody> <tr> <td>PCwin (V1.78R01~)</td> <td>TJA-2031 For operation PC1,PC3JX</td> </tr> </tbody> </table> <p>● Connection cable</p> <table border="1" style="width:100%; border-collapse: collapse;"> <thead> <tr> <th>Name</th> <th>Remarks column</th> </tr> </thead> <tbody> <tr> <td>I/O Connection wiring</td> <td>Can reuse Fixed terminal common</td> </tr> <tr> <td>USB I/F cable</td> <td>Add new For connection between PC and PC3JX</td> </tr> <tr> <td>I/O cable</td> <td>Add new For connecting bases</td> </tr> </tbody> </table>		Name	Remarks column	PCwin (V1.78R01~)	TJA-2031 For operation PC1,PC3JX	Name	Remarks column	I/O Connection wiring	Can reuse Fixed terminal common	USB I/F cable	Add new For connection between PC and PC3JX	I/O cable	Add new For connecting bases																																																																																														
Name	Remarks column																																																																																																											
PCwin (V1.78R01~)	TJA-2031 For operation PC1,PC3JX																																																																																																											
Name	Remarks column																																																																																																											
I/O Connection wiring	Can reuse Fixed terminal common																																																																																																											
USB I/F cable	Add new For connection between PC and PC3JX																																																																																																											
I/O cable	Add new For connecting bases																																																																																																											

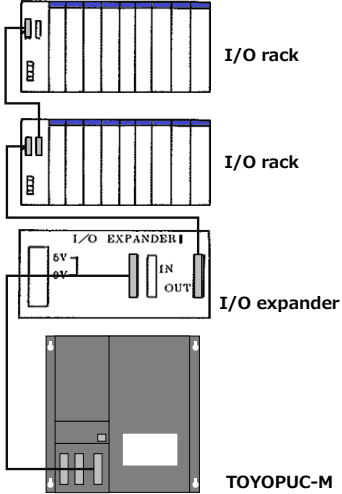
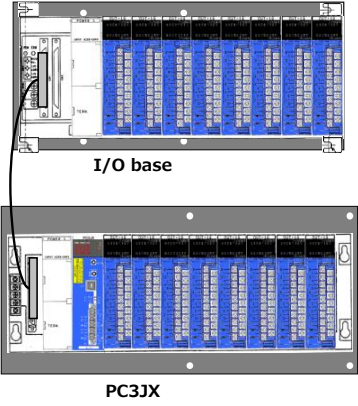
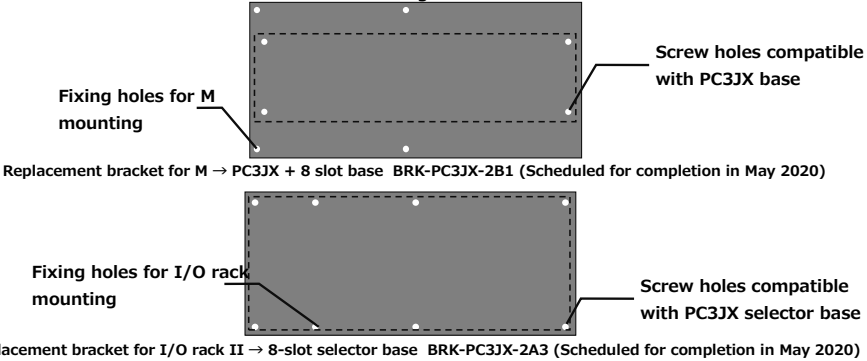
* Please refer to the TOYOPUC PC3JX Instruction Manual (T-316E) for final equipment selection.

* Please register your name, company name and e-mail address when using the instruction manual.

After that, we will send the password for downloading the instruction manual to the registered e-mail address.

T-316E <https://toyoda.jtekt.co.jp/e/authdata.php?path=Tp/Torisetu/t-316e.pdf>

Recipe of replacement M Plan A: Replacement to 8 slot based

Composition	<p>BEFORE TOYOPUC-M</p>  <p>I/O rack I/O rack I/O expander TOYOPUC-M</p>	<p>AFTER TOYOPUC-PC3JX</p>  <p>I/O cable I/O base PC3JX</p>																																																																																					
Replacement parts	<p align="center">● I/O card compatibility table</p> <table border="1"> <thead> <tr> <th>BEFORE</th> <th colspan="2">AFTER</th> <th>Remarks column</th> </tr> </thead> <tbody> <tr> <td>I(1)</td> <td>IN-11</td> <td>THK-2749</td> <td>AC input 16 point</td> </tr> <tr> <td>I(2)</td> <td>IN-12</td> <td>THK-2750</td> <td>DC input 16 point</td> </tr> <tr> <td>I(4)</td> <td>IN-12</td> <td>THK-2750</td> <td>DC input 16 point</td> </tr> <tr> <td>O(1)</td> <td>OUT-11</td> <td>THK-2795</td> <td>AC output 16 point</td> </tr> <tr> <td>O(2)</td> <td>OUT-12</td> <td>THK-2752</td> <td>Relay output 16 point</td> </tr> <tr> <td>O(3)</td> <td>OUT-18</td> <td>THK-2753</td> <td>TR output COM(-) 16 point</td> </tr> <tr> <td>O(4)</td> <td>OUT-18</td> <td>THK-2753</td> <td>TR output COM(-) 16 point</td> </tr> <tr> <td>O(5)</td> <td>OUT-15</td> <td>THK-2790</td> <td>MOS FET output COM(-) 16 point</td> </tr> <tr> <td>O(6)</td> <td>OUT-16</td> <td>THK-2791</td> <td>MOS FET output COM(+) 16 point</td> </tr> <tr> <td>O(7)</td> <td>OUT-18</td> <td>THK-2753</td> <td>TR output COM(-) 16 point</td> </tr> </tbody> </table> <p>Before : 2A/point, After : 0.5A/point Check load capacity + Support with External relay + Support with external triac, relay, etc. Before : 2A/point, After : 1A/point Check load capacity Before : 2A/point, After : 1A/point Check load capacity + Support with External relay</p> <p align="center">● Communication card compatibility table</p> <table border="1"> <thead> <tr> <th>BEFORE</th> <th>AFTER (Replacement)</th> <th>Compatibility</th> <th>Remarks column</th> </tr> </thead> <tbody> <tr> <td>Link unit</td> <td>ML10</td> <td>TCU-6903</td> <td>x</td> <td>Need to be chang cables and parameter</td> </tr> </tbody> </table> <p align="center">● Base and power supply compatibility table</p> <table border="1"> <thead> <tr> <th colspan="2">BEFORE</th> <th colspan="2">AFTER</th> <th></th> </tr> </thead> <tbody> <tr> <td>M CPU</td> <td>CPU (Built-in power supply unit)</td> <td>PC3JX-CPU</td> <td>TCC-6901</td> <td rowspan="2">Power module + PC3JX + Base</td> </tr> <tr> <td></td> <td></td> <td>POWER1</td> <td>THV-2747</td> </tr> <tr> <td>I/O rack</td> <td rowspan="2">Selector caed + I/O rack</td> <td>8 slot base</td> <td>THR-2766</td> <td rowspan="2">POWER1 + Selector base</td> </tr> <tr> <td>Selector card</td> <td>POWER1</td> <td>THV-2747</td> </tr> <tr> <td>I/O expander</td> <td>Power supply to I/O rack</td> <td>8 slot selector base</td> <td>THR-5643</td> <td></td> </tr> <tr> <td></td> <td></td> <td></td> <td></td> <td>Not required because power is supplied by the power supply in the control panel</td> </tr> </tbody> </table>		BEFORE	AFTER		Remarks column	I(1)	IN-11	THK-2749	AC input 16 point	I(2)	IN-12	THK-2750	DC input 16 point	I(4)	IN-12	THK-2750	DC input 16 point	O(1)	OUT-11	THK-2795	AC output 16 point	O(2)	OUT-12	THK-2752	Relay output 16 point	O(3)	OUT-18	THK-2753	TR output COM(-) 16 point	O(4)	OUT-18	THK-2753	TR output COM(-) 16 point	O(5)	OUT-15	THK-2790	MOS FET output COM(-) 16 point	O(6)	OUT-16	THK-2791	MOS FET output COM(+) 16 point	O(7)	OUT-18	THK-2753	TR output COM(-) 16 point	BEFORE	AFTER (Replacement)	Compatibility	Remarks column	Link unit	ML10	TCU-6903	x	Need to be chang cables and parameter	BEFORE		AFTER			M CPU	CPU (Built-in power supply unit)	PC3JX-CPU	TCC-6901	Power module + PC3JX + Base			POWER1	THV-2747	I/O rack	Selector caed + I/O rack	8 slot base	THR-2766	POWER1 + Selector base	Selector card	POWER1	THV-2747	I/O expander	Power supply to I/O rack	8 slot selector base	THR-5643						Not required because power is supplied by the power supply in the control panel
BEFORE	AFTER		Remarks column																																																																																				
I(1)	IN-11	THK-2749	AC input 16 point																																																																																				
I(2)	IN-12	THK-2750	DC input 16 point																																																																																				
I(4)	IN-12	THK-2750	DC input 16 point																																																																																				
O(1)	OUT-11	THK-2795	AC output 16 point																																																																																				
O(2)	OUT-12	THK-2752	Relay output 16 point																																																																																				
O(3)	OUT-18	THK-2753	TR output COM(-) 16 point																																																																																				
O(4)	OUT-18	THK-2753	TR output COM(-) 16 point																																																																																				
O(5)	OUT-15	THK-2790	MOS FET output COM(-) 16 point																																																																																				
O(6)	OUT-16	THK-2791	MOS FET output COM(+) 16 point																																																																																				
O(7)	OUT-18	THK-2753	TR output COM(-) 16 point																																																																																				
BEFORE	AFTER (Replacement)	Compatibility	Remarks column																																																																																				
Link unit	ML10	TCU-6903	x	Need to be chang cables and parameter																																																																																			
BEFORE		AFTER																																																																																					
M CPU	CPU (Built-in power supply unit)	PC3JX-CPU	TCC-6901	Power module + PC3JX + Base																																																																																			
		POWER1	THV-2747																																																																																				
I/O rack	Selector caed + I/O rack	8 slot base	THR-2766	POWER1 + Selector base																																																																																			
Selector card		POWER1	THV-2747																																																																																				
I/O expander	Power supply to I/O rack	8 slot selector base	THR-5643																																																																																				
				Not required because power is supplied by the power supply in the control panel																																																																																			
Option part	<p align="center">● Mounting bracket</p>  <p>Fixing holes for M mounting Screw holes compatible with PC3JX base Replacement bracket for M → PC3JX + 8 slot base BRK-PC3JX-2B1 (Scheduled for completion in May 2020)</p> <p>Fixing holes for I/O rack mounting Screw holes compatible with PC3JX selector base Replacement bracket for I/O rack II → 8-slot selector base BRK-PC3JX-2A3 (Scheduled for completion in May 2020)</p>																																																																																						
Ladder Program	<p align="center">Conversion by converter Use tools...PCwin Sequence converter dedicated version PC1 convertor * It is currently in preparation.</p>																																																																																						
Peripheral Equipment	<p align="center">● Software</p> <table border="1"> <thead> <tr> <th>Name</th> <th>Remarks column</th> </tr> </thead> <tbody> <tr> <td>PCwin (V1.78R01~)</td> <td>TJA-2031 For operation M,M2,PC3JX</td> </tr> </tbody> </table> <p align="center">● Connection cable</p> <table border="1"> <thead> <tr> <th>Name</th> <th>Remarks column</th> </tr> </thead> <tbody> <tr> <td>I/O Connection wiring</td> <td>Can reuse Fixed terminal common</td> </tr> <tr> <td>USB I/F cable</td> <td>Add new For connection between PC and PC3JX</td> </tr> <tr> <td>I/O cable</td> <td>Add new For connecting bases</td> </tr> </tbody> </table>		Name	Remarks column	PCwin (V1.78R01~)	TJA-2031 For operation M,M2,PC3JX	Name	Remarks column	I/O Connection wiring	Can reuse Fixed terminal common	USB I/F cable	Add new For connection between PC and PC3JX	I/O cable	Add new For connecting bases																																																																									
Name	Remarks column																																																																																						
PCwin (V1.78R01~)	TJA-2031 For operation M,M2,PC3JX																																																																																						
Name	Remarks column																																																																																						
I/O Connection wiring	Can reuse Fixed terminal common																																																																																						
USB I/F cable	Add new For connection between PC and PC3JX																																																																																						
I/O cable	Add new For connecting bases																																																																																						

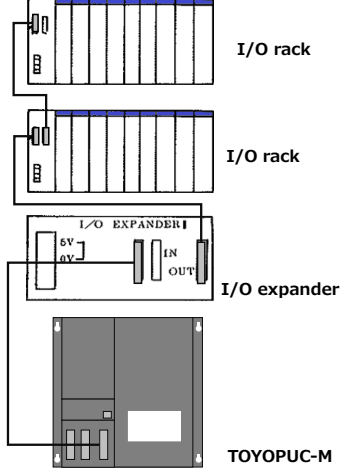
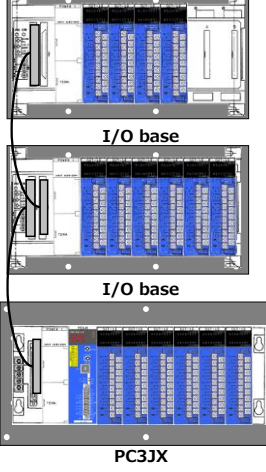
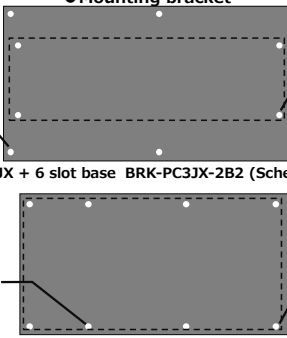
* Please refer to the TOYOPUC PC3JX Instruction Manual (T-316E) for final equipment selection.

* Please register your name, company name and e-mail address when using the instruction manual.

After that, we will send the password for downloading the instruction manual to the registered e-mail address.

T-316E <https://toyoda.jtekt.co.jp/e/authdata.php?path=Tp/Torisetu/t-316e.pdf>

Recipe of replacement M Plan B: Replacement to 6 slot based

	BEFORE TOYOPUC-M	AFTER TOYOPUC-PC3JX																																																																																								
Composition	 <p>I/O rack</p> <p>I/O rack</p> <p>I/O expander</p> <p>TOYOPUC-M</p>	 <p>I/O cable</p> <p>I/O base</p> <p>I/O base</p> <p>PC3JX</p>																																																																																								
Replacement parts	<p align="center">● I/O card compatibility table</p> <table border="1"> <thead> <tr> <th>BEFORE</th> <th colspan="2">AFTER</th> <th>Remarks column</th> </tr> </thead> <tbody> <tr> <td>I(1)</td> <td>IN-11</td> <td>THK-2749</td> <td>AC input 16 point</td> </tr> <tr> <td>I(2)</td> <td>IN-12</td> <td>THK-2750</td> <td>DC input 16 point</td> </tr> <tr> <td>I(4)</td> <td>IN-12</td> <td>THK-2750</td> <td>DC input 16 point</td> </tr> <tr> <td>O(1)</td> <td>OUT-11</td> <td>THK-2795</td> <td>AC output 16 point</td> </tr> <tr> <td>O(2)</td> <td>OUT-12</td> <td>THK-2752</td> <td>Relay output 16 point</td> </tr> <tr> <td>O(3)</td> <td>OUT-18</td> <td>THK-2753</td> <td>TR output COM(-) 16 point</td> </tr> <tr> <td>O(4)</td> <td>OUT-18</td> <td>THK-2753</td> <td>TR output COM(-) 16 point</td> </tr> <tr> <td>O(5)</td> <td>OUT-15</td> <td>THK-2790</td> <td>MOS FET output COM(-) 16 point</td> </tr> <tr> <td>O(6)</td> <td>OUT-16</td> <td>THK-2791</td> <td>MOS FET output COM(+) 16 point</td> </tr> <tr> <td>O(7)</td> <td>OUT-18</td> <td>THK-2753</td> <td>TR output COM(-) 16 point</td> </tr> </tbody> </table> <p>Before : 2A/point. After : 0.5A/point Check load capacity</p> <p>Externally connect a relay and input contacts to IN-12 etc.</p> <p>Before : 2A/point. After : 1A/point Check load capacity</p> <p>Before : 2A/point. After : 1A/point Check load capacity</p> <p>+ Support with External relay</p> <p>+ Support with external triac, relay, etc.</p> <p>+ Support with External relay</p> <p align="center">● Communication card compatibility table</p> <table border="1"> <thead> <tr> <th>BEFORE</th> <th>AFTER (Replacement)</th> <th>Compatibility</th> <th>Remarks column</th> </tr> </thead> <tbody> <tr> <td>Link unit</td> <td>ML10</td> <td>TCU-6903</td> <td>x</td> </tr> <tr> <td></td> <td></td> <td></td> <td>Need to be chang cables and parameter</td> </tr> </tbody> </table> <p align="center">● Base and power supply compatibility table</p> <table border="1"> <thead> <tr> <th colspan="2">BEFORE</th> <th colspan="2">AFTER</th> <th></th> </tr> </thead> <tbody> <tr> <td>M CPU</td> <td>CPU (Built-in power supply unit)</td> <td>PC3JX-CPU</td> <td>TCC-6901</td> <td rowspan="3">Power module+ PC3JX+ Base</td> </tr> <tr> <td></td> <td></td> <td>POWER1</td> <td>THV-2747</td> </tr> <tr> <td></td> <td></td> <td>6 slot base</td> <td>THR-2813</td> </tr> <tr> <td>I/O rack</td> <td>Selector caed + I/O rack</td> <td>POWER1</td> <td>THV-2747</td> <td rowspan="2">POWER1 + Selector base</td> </tr> <tr> <td>Selector card</td> <td></td> <td>6 slot selector base</td> <td>THR-5644</td> </tr> <tr> <td>I/O expander</td> <td>Power supply to I/O rack</td> <td colspan="2">-</td> <td>Not required because power is supplied by the power supply in the control panel</td> </tr> </tbody> </table>		BEFORE	AFTER		Remarks column	I(1)	IN-11	THK-2749	AC input 16 point	I(2)	IN-12	THK-2750	DC input 16 point	I(4)	IN-12	THK-2750	DC input 16 point	O(1)	OUT-11	THK-2795	AC output 16 point	O(2)	OUT-12	THK-2752	Relay output 16 point	O(3)	OUT-18	THK-2753	TR output COM(-) 16 point	O(4)	OUT-18	THK-2753	TR output COM(-) 16 point	O(5)	OUT-15	THK-2790	MOS FET output COM(-) 16 point	O(6)	OUT-16	THK-2791	MOS FET output COM(+) 16 point	O(7)	OUT-18	THK-2753	TR output COM(-) 16 point	BEFORE	AFTER (Replacement)	Compatibility	Remarks column	Link unit	ML10	TCU-6903	x				Need to be chang cables and parameter	BEFORE		AFTER			M CPU	CPU (Built-in power supply unit)	PC3JX-CPU	TCC-6901	Power module+ PC3JX+ Base			POWER1	THV-2747			6 slot base	THR-2813	I/O rack	Selector caed + I/O rack	POWER1	THV-2747	POWER1 + Selector base	Selector card		6 slot selector base	THR-5644	I/O expander	Power supply to I/O rack	-		Not required because power is supplied by the power supply in the control panel
BEFORE	AFTER		Remarks column																																																																																							
I(1)	IN-11	THK-2749	AC input 16 point																																																																																							
I(2)	IN-12	THK-2750	DC input 16 point																																																																																							
I(4)	IN-12	THK-2750	DC input 16 point																																																																																							
O(1)	OUT-11	THK-2795	AC output 16 point																																																																																							
O(2)	OUT-12	THK-2752	Relay output 16 point																																																																																							
O(3)	OUT-18	THK-2753	TR output COM(-) 16 point																																																																																							
O(4)	OUT-18	THK-2753	TR output COM(-) 16 point																																																																																							
O(5)	OUT-15	THK-2790	MOS FET output COM(-) 16 point																																																																																							
O(6)	OUT-16	THK-2791	MOS FET output COM(+) 16 point																																																																																							
O(7)	OUT-18	THK-2753	TR output COM(-) 16 point																																																																																							
BEFORE	AFTER (Replacement)	Compatibility	Remarks column																																																																																							
Link unit	ML10	TCU-6903	x																																																																																							
			Need to be chang cables and parameter																																																																																							
BEFORE		AFTER																																																																																								
M CPU	CPU (Built-in power supply unit)	PC3JX-CPU	TCC-6901	Power module+ PC3JX+ Base																																																																																						
		POWER1	THV-2747																																																																																							
		6 slot base	THR-2813																																																																																							
I/O rack	Selector caed + I/O rack	POWER1	THV-2747	POWER1 + Selector base																																																																																						
Selector card		6 slot selector base	THR-5644																																																																																							
I/O expander	Power supply to I/O rack	-		Not required because power is supplied by the power supply in the control panel																																																																																						
Option part	<p align="center">● Mounting bracket</p>  <p>Fixing holes for M mounting</p> <p>Replacement bracket for M → PC3JX + 6 slot base BRK-PC3JX-2B2 (Scheduled for completion in May 2020)</p> <p>Fixing holes for I/O rack mounting</p> <p>Replacement bracket for I/O rack II → 6 slot selector base BRK-PC3JX-2A4 (Scheduled for completion in May 2020)</p> <p>Screw holes compatible with PC3JX base</p> <p>Screw holes compatible with PC3JX selector base</p>																																																																																									
Ladder Program	<p align="center">Conversion by converter</p> <p align="center">Use tools···PCwin Sequence converter dedicated version</p> <p align="center">PC1 convertor</p> <p align="center">* It is currently in preparation.</p> <p align="center">* Parameter must be changed for change the number of slots on the base.</p>																																																																																									
Peripheral Equipment	<p align="center">● Software</p> <table border="1"> <thead> <tr> <th>Name</th> <th>Remarks column</th> </tr> </thead> <tbody> <tr> <td>PCwin (V1.78R01~)</td> <td>TJA-2031</td> </tr> <tr> <td></td> <td>For operation M,M2,PC3JX</td> </tr> </tbody> </table> <p align="center">● Connection cable</p> <table border="1"> <thead> <tr> <th>Name</th> <th>Remarks column</th> </tr> </thead> <tbody> <tr> <td>I/O Connection wiring</td> <td>Can reuse</td> </tr> <tr> <td>USB I/F cable</td> <td>Add new</td> </tr> <tr> <td>I/O cable</td> <td>Add new</td> </tr> </tbody> </table> <p>Fixed terminal common</p> <p>For connection between PC and PC3JX</p> <p>For connecting bases</p>		Name	Remarks column	PCwin (V1.78R01~)	TJA-2031		For operation M,M2,PC3JX	Name	Remarks column	I/O Connection wiring	Can reuse	USB I/F cable	Add new	I/O cable	Add new																																																																										
Name	Remarks column																																																																																									
PCwin (V1.78R01~)	TJA-2031																																																																																									
	For operation M,M2,PC3JX																																																																																									
Name	Remarks column																																																																																									
I/O Connection wiring	Can reuse																																																																																									
USB I/F cable	Add new																																																																																									
I/O cable	Add new																																																																																									

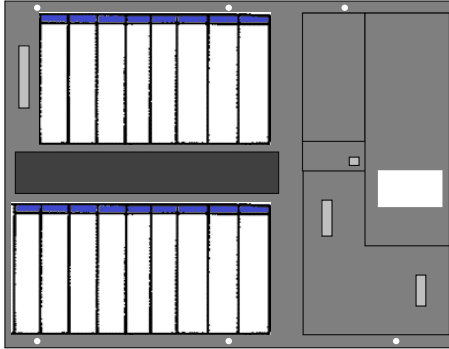

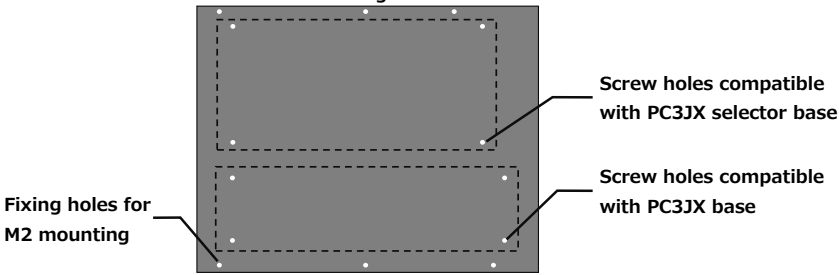
* Please refer to the TOYOPUC PC3JX Instruction Manual (T-316E) for final equipment selection.

* Please register your name, company name and e-mail address when using the instruction manual.

After that, we will send the password for downloading the instruction manual to the registered e-mail address.

T-316E <https://toyoda.itect.co.jp/e/authdata.php?path=Tp/Torisetu/t-316e.pdf>

Recipe of replacement M2

	BEFORE TOYOPUC-M2	AFTER TOYOPUC-PC3JX																																																																																												
Composition	 <p style="text-align: center;">TOYOPUC-M2</p>	 <p style="text-align: center;">PC3JX</p>																																																																																												
Replacement parts	<p>● I/O card compatibility table</p> <table border="1"> <thead> <tr> <th>BEFORE</th> <th colspan="3">AFTER</th> <th>Remarks column</th> </tr> </thead> <tbody> <tr> <td>I(1)</td> <td>IN-11</td> <td>THK-2749</td> <td>AC input 16 point</td> <td></td> </tr> <tr> <td>I(2)</td> <td>IN-12</td> <td>THK-2750</td> <td>DC input 16 point</td> <td></td> </tr> <tr> <td>I(4)</td> <td>IN-12</td> <td>THK-2750</td> <td>DC input 16 point</td> <td>Externally connect a relay and input contacts to IN-12 etc.</td> </tr> <tr> <td>O(1)</td> <td>OUT-11</td> <td>THK-2795</td> <td>AC output 16 point</td> <td>Before : 2A/point, After : 0.5A/point Check load capacity</td> </tr> <tr> <td>O(2)</td> <td>OUT-12</td> <td>THK-2752</td> <td>Relay output 16 point</td> <td></td> </tr> <tr> <td>O(3)</td> <td>OUT-18</td> <td>THK-2753</td> <td>TR output COM(-) 16 point</td> <td>+ Support with External relay</td> </tr> <tr> <td>O(4)</td> <td>OUT-18</td> <td>THK-2753</td> <td>TR output COM(-) 16 point</td> <td>+ Support with external triac, relay, etc.</td> </tr> <tr> <td>O(5)</td> <td>OUT-15</td> <td>THK-2790</td> <td>MOS FET output COM(-) 16 point</td> <td>Before : 2A/point, After : 1A/point Check load capacity</td> </tr> <tr> <td>O(6)</td> <td>OUT-16</td> <td>THK-2791</td> <td>MOS FET output COM(+) 16 point</td> <td>Before : 2A/point, After : 1A/point Check load capacity</td> </tr> <tr> <td>O(7)</td> <td>OUT-18</td> <td>THK-2753</td> <td>TR output COM(-) 16 point</td> <td>+ Support with External relay</td> </tr> </tbody> </table> <p>● Communication card compatibility table</p> <table border="1"> <thead> <tr> <th>BEFORE</th> <th>AFTER (Replacement)</th> <th>Compatibility</th> <th>Remarks column</th> </tr> </thead> <tbody> <tr> <td>Link unit</td> <td>ML10 TCU-6903</td> <td>×</td> <td>Need to be chang cables and parameter</td> </tr> </tbody> </table> <p>● Base and power supply compatibility table</p> <table border="1"> <thead> <tr> <th colspan="2">BEFORE</th> <th colspan="2">AFTER</th> <th></th> </tr> </thead> <tbody> <tr> <td rowspan="3">M2 CPU</td> <td rowspan="3">CPU (Built-in power supply unit)</td> <td>PC3JX-CPU</td> <td>TCC-6901</td> <td rowspan="4">Power module + PC3JX + Base</td> </tr> <tr> <td>POWER1</td> <td>THV-2747</td> </tr> <tr> <td>8 slot base</td> <td>THR-2766</td> </tr> <tr> <td>8 slot selector base</td> <td>THR-5643</td> </tr> <tr> <td>I/O rack</td> <td rowspan="2">Selector caed + I/O rack</td> <td>POWER1</td> <td>THV-2747</td> <td rowspan="2">POWER1 + Selector base</td> </tr> <tr> <td>Selector card</td> <td>8 slot selector base</td> <td>THR-5643</td> </tr> <tr> <td>I/O expander</td> <td>Power supply to I/O rack</td> <td colspan="2" style="text-align: center;">-</td> <td>Not required because power is supplied by the power supply in the control panel</td> </tr> </tbody> </table>		BEFORE	AFTER			Remarks column	I(1)	IN-11	THK-2749	AC input 16 point		I(2)	IN-12	THK-2750	DC input 16 point		I(4)	IN-12	THK-2750	DC input 16 point	Externally connect a relay and input contacts to IN-12 etc.	O(1)	OUT-11	THK-2795	AC output 16 point	Before : 2A/point, After : 0.5A/point Check load capacity	O(2)	OUT-12	THK-2752	Relay output 16 point		O(3)	OUT-18	THK-2753	TR output COM(-) 16 point	+ Support with External relay	O(4)	OUT-18	THK-2753	TR output COM(-) 16 point	+ Support with external triac, relay, etc.	O(5)	OUT-15	THK-2790	MOS FET output COM(-) 16 point	Before : 2A/point, After : 1A/point Check load capacity	O(6)	OUT-16	THK-2791	MOS FET output COM(+) 16 point	Before : 2A/point, After : 1A/point Check load capacity	O(7)	OUT-18	THK-2753	TR output COM(-) 16 point	+ Support with External relay	BEFORE	AFTER (Replacement)	Compatibility	Remarks column	Link unit	ML10 TCU-6903	×	Need to be chang cables and parameter	BEFORE		AFTER			M2 CPU	CPU (Built-in power supply unit)	PC3JX-CPU	TCC-6901	Power module + PC3JX + Base	POWER1	THV-2747	8 slot base	THR-2766	8 slot selector base	THR-5643	I/O rack	Selector caed + I/O rack	POWER1	THV-2747	POWER1 + Selector base	Selector card	8 slot selector base	THR-5643	I/O expander	Power supply to I/O rack	-		Not required because power is supplied by the power supply in the control panel
BEFORE	AFTER			Remarks column																																																																																										
I(1)	IN-11	THK-2749	AC input 16 point																																																																																											
I(2)	IN-12	THK-2750	DC input 16 point																																																																																											
I(4)	IN-12	THK-2750	DC input 16 point	Externally connect a relay and input contacts to IN-12 etc.																																																																																										
O(1)	OUT-11	THK-2795	AC output 16 point	Before : 2A/point, After : 0.5A/point Check load capacity																																																																																										
O(2)	OUT-12	THK-2752	Relay output 16 point																																																																																											
O(3)	OUT-18	THK-2753	TR output COM(-) 16 point	+ Support with External relay																																																																																										
O(4)	OUT-18	THK-2753	TR output COM(-) 16 point	+ Support with external triac, relay, etc.																																																																																										
O(5)	OUT-15	THK-2790	MOS FET output COM(-) 16 point	Before : 2A/point, After : 1A/point Check load capacity																																																																																										
O(6)	OUT-16	THK-2791	MOS FET output COM(+) 16 point	Before : 2A/point, After : 1A/point Check load capacity																																																																																										
O(7)	OUT-18	THK-2753	TR output COM(-) 16 point	+ Support with External relay																																																																																										
BEFORE	AFTER (Replacement)	Compatibility	Remarks column																																																																																											
Link unit	ML10 TCU-6903	×	Need to be chang cables and parameter																																																																																											
BEFORE		AFTER																																																																																												
M2 CPU	CPU (Built-in power supply unit)	PC3JX-CPU	TCC-6901	Power module + PC3JX + Base																																																																																										
		POWER1	THV-2747																																																																																											
		8 slot base	THR-2766																																																																																											
8 slot selector base	THR-5643																																																																																													
I/O rack	Selector caed + I/O rack	POWER1	THV-2747	POWER1 + Selector base																																																																																										
Selector card		8 slot selector base	THR-5643																																																																																											
I/O expander	Power supply to I/O rack	-		Not required because power is supplied by the power supply in the control panel																																																																																										
Option part	<p>● Mounting bracket</p>  <p style="text-align: center;">Replacement bracket for M2 → PC3JX + 8 slot base + 8 slot selector base BRK-PC3JX-2C1 (Scheduled for completion in May 2020)</p>																																																																																													
Ladder Program	<p>Conversion by converter Use tools···PCwin Sequence converter dedicated version PC1 convertor * It is currently in preparation.</p>																																																																																													
Peripheral Equipment	<p>● Software</p> <table border="1"> <thead> <tr> <th>Name</th> <th>Remarks column</th> </tr> </thead> <tbody> <tr> <td>PCwin (V1.78R01~)</td> <td>TJA-2031 For operation M,M2,PC3JX</td> </tr> </tbody> </table> <p>● Connection cable</p> <table border="1"> <thead> <tr> <th>Name</th> <th>Remarks column</th> </tr> </thead> <tbody> <tr> <td>I/O Connection wiring</td> <td>Can reuse Fixed terminal common</td> </tr> <tr> <td>USB I/F cable</td> <td>Add new For connection between PC and PC3JX</td> </tr> <tr> <td>I/O cable</td> <td>Add new For connecting bases</td> </tr> </tbody> </table>		Name	Remarks column	PCwin (V1.78R01~)	TJA-2031 For operation M,M2,PC3JX	Name	Remarks column	I/O Connection wiring	Can reuse Fixed terminal common	USB I/F cable	Add new For connection between PC and PC3JX	I/O cable	Add new For connecting bases																																																																																
Name	Remarks column																																																																																													
PCwin (V1.78R01~)	TJA-2031 For operation M,M2,PC3JX																																																																																													
Name	Remarks column																																																																																													
I/O Connection wiring	Can reuse Fixed terminal common																																																																																													
USB I/F cable	Add new For connection between PC and PC3JX																																																																																													
I/O cable	Add new For connecting bases																																																																																													

* Please refer to the TOYOPUC PC3JX Instruction Manual (T-316E) for final equipment selection.

* Please register your name, company name and e-mail address when using the instruction manual.

After that, we will send the password for downloading the instruction manual to the registered e-mail address.

T-316E <https://toyoda.itek.co.jp/e/authdata.php?path=Tp/Torisetu/t-316e.pdf>